

Declarer Play: The Finesse II

Topics

**The Finesse (review)
Card Combinations**



What's A Finesse?

- ✓ You hold some but not all honors in a suit
- ✓ You “hope” the outstanding honors are favorably positioned
- ✓ You play your cards to take advantage of the “hoped for” positioning – *Finesse*

Finesse Questions

- What higher Honor is missing?
- Where do we “hope” the higher Honor is?
- Which hand do we lead from?
- Which card do we lead?
- Which card do we play from third hand?
- What are the most number of tricks the combination will produce?
- Is there an alternative play which eliminates the finesse?**

The “Which hand do we lead from?” question involves figuring out our entries. Sometimes this means taking a finesse earlier than we might want.


Missing The Jack



Arrange your plays of the A, K & Q to pick up the Jack if an opponent shows out early.


In the diagrams which follow, dummy is East and you have entries to either hand. For more in-depth situations, consider what you would do lacking entries or what you'd do if you were on defense.

Missing The Jack



Play to the A, then return to the K. You can pick up Jxxx in either hand!

Missing The Jack



K 8 3 2	<div style="background-color: green; color: white; padding: 5px; display: inline-block;"> N W E S </div>	A Q 9 5 4
---------	--	-----------

Cash the K. Here you can only pick up JTxx if in N. 5% occurrence.

Missing The Jack



A, K and then Q if all follows. This order allows you to pick up J in N if it's a 5-1 split, 15% occurrence.

Missing The Jack




K, then finesse.

Missing The Queen




3 2	N	E	A K J 10 x
	W	S	

“9 Never; 8 Ever” is our general approach; i.e. with 9 cards and the A & K, do not finesse; with 8 cards always finesse. In situations where you don’t lose any finessing capability, first cash a top honor. Here, if you cashed either the A/K you could not pick up Qxxx in North. So, finesse Jon the first round and then the T (unless you don’t have any more entries to the dummy!)

Missing The  Queen

J 9 3 2	W	N E	E	A K 5 4
		S		


Cash the AK and lead towards J to pick up QTxx in South.

Missing The  Queen

A K J 8 4	<table border="1" style="background-color: green; color: white; width: 40px; height: 40px; border-collapse: collapse;"> <tr><td style="text-align: center;">N</td></tr> <tr><td style="text-align: center;">W E</td></tr> <tr><td style="text-align: center;">S</td></tr> </table>	N	W E	S	10 5 3
N					
W E					
S					

Cash the A; go to dummy and lead the T. If S covers & N shows out, you have a proven finesse against the 9!


Missing The King



J 3 2	W	N	E	A Q 6 5 4
		S		

Lead the 2 for the finesse using the Q. Your only hope for all the tricks is the Kx in North.


Missing The King



10 3 2	W	N	E	A Q J 4
		S		

Lead 2, then 3. Don't lead the T. You are hoping for the K in North and either 3-3 or 2-4. If you're on Defense and Declarer leads the T, always cover, especially with Kx.


Missing The King



Q 9 2	W	N	E	A J 10 4
		S		

Lead the 9, which if not covered, allows you to repeat the finesse.

Missing The King



A 7 3	W	N	E	Q J 8 5 4
		S		

Cash the A and lead towards the QJ twice.

Finesse: Putting It Together

Contract: 6♥
 North wins ♠A; leads ♠4
 As West, plan the play
 Trumps are 3-2

Board 3

♠ 9 5
 ♥ K J 9 8
 ♦ A Q 10 4
 ♣ Q 7 2



♠ K 3
 ♥ A Q 7 3
 ♦ 8 7 6 5
 ♣ A J 10

After opening 1D, your Partner, who has great respect for your declarer play, drives to 6H. North preempted in Spades.
 Trumps break 3-2. Plan the play.